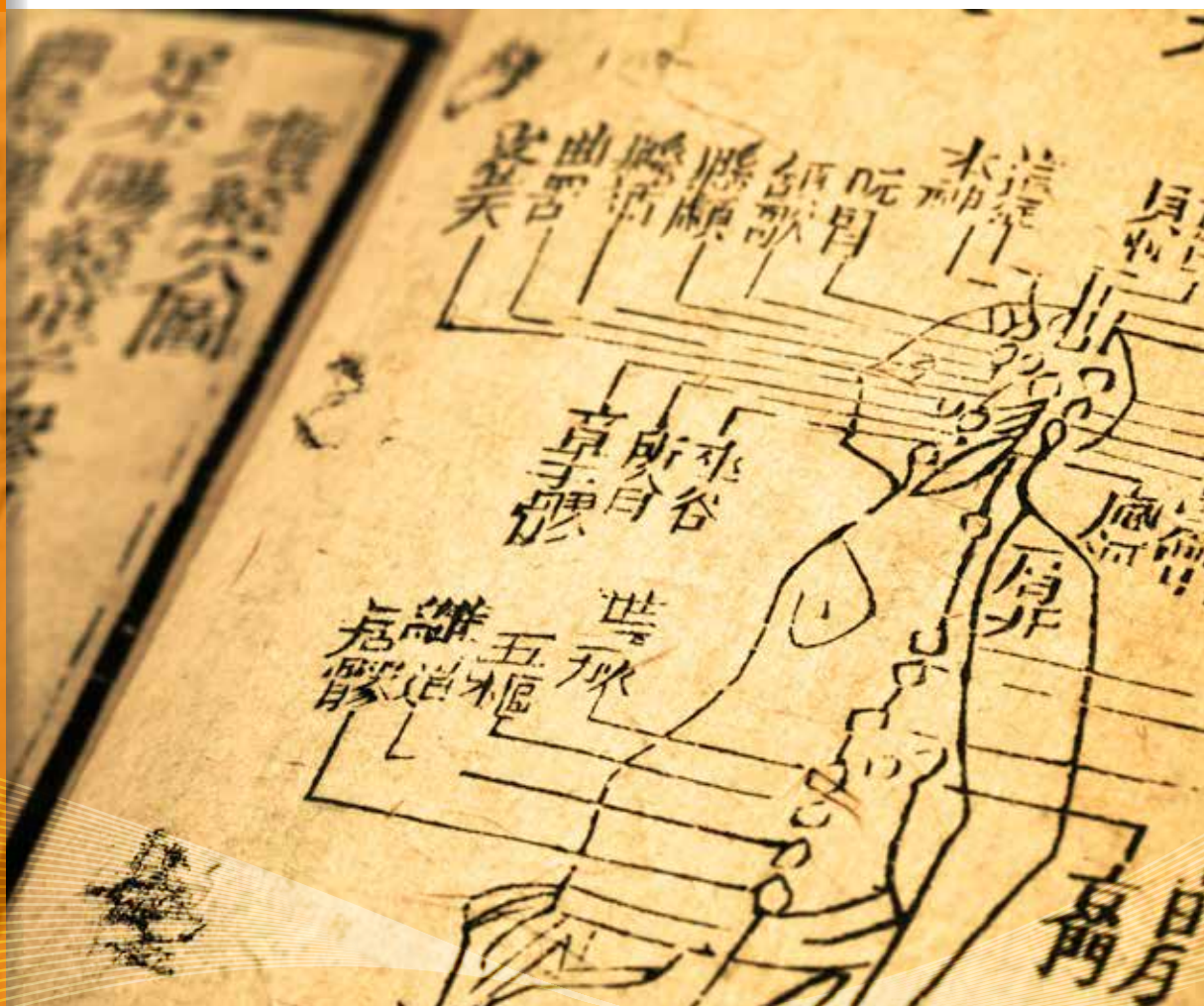


BIORESONANCE ACCORDING TO PAUL SCHMIDT

PRODUCT INFORMATION FOR TRADITIONAL CHINESE MEDICINE



Please note: Irrespective of the breadth of information, advice and problem-solving approaches provided hereby and resulting from over 35 years of experience, it cannot replace the visit to a practitioner of alternative medicine or a physician with an interest in naturopathy. Further, please note that traditional orthodox medicine does not accept or even recognise the effects of bioenergetic oscillations.

© istock.com: Sebastian Rang, 4X-image, Nastco, AJ_Watt



Table of Contents

BIORESONANCE IN TCM	6
RAYOCOMP PS 1000 POLAR 4.0 TCM	8
Highlights of the Rayocomp PS 1000 polar 4.0 TCM	9
Scope of delivery of the Rayocomp PS 1000 polar 4.0 TCM	10
Rayocomp PS 1000 polar 4.0 TCM – The Modules	10
Harmony with music and sounds of nature	10
Acupuncture Oscillation Therapy	10
Rayocomp PS 1000 polar 4.0 TCM – The Modules	11
Client management for up to 250 clients	11
Client management for up to 1000 clients	11
Memory management of up to 50 personalised programs	11
Memory management up to 99 own programs	11
Rayonex Analysis and Harmonising System	11
Rayoscan FOR THE Rayocomp PS 1000 polar 4.0	12
Battery for the Rayocomp PS 1000 polar 4.0	13
We recommend the following accessories for the Rayocomp PS 1000 polar 4.0 TCM	13
Rayocomp PS 1000 polar 4.0 TCM Complete	14
Scope of delivery of the Rayocomp PS 1000 polar 4.0 TCM Complete	15
Rayocomp PS 1000 polar 4.0 TCM Complete Premium	16
Scope of delivery of the Rayocomp PS 1000 polar 4.0 TCM Complete Premium	17

Table of Contents

RAYOCOMP PS 10 TCM 18

Highlights of the new Rayocomp PS 10 TCM	19
Scope of delivery of the Rayocomp PS 10 TCM	19
Rayocomp PS 10 TCM – The Modules	20
Module: Setup precision of 0.05 17	20
Module: Acupuncture oscillation therapy including 14 meridian programs	20
Module: Test programs	20
Module: RAH-Module M10 for Analysis and Harmonisation	20
We recommend the following accessories for the Rayocomp PS 10 TCM	21
The Rayocomp PS 10 basic	22
Highlights of the new Rayocomp PS 10 basic	23
Scope of delivery of the Rayocomp PS 10 basic	23
We recommend the following accessories for the Rayocomp PS 10 basic	23

FOOD SUPPLEMENTS 24

Rayo®-Pure	25
Rayobase®	26
Rayobase® capsules	27
Rayovita®	27
RayoFlora®	29
Rayosole®plus, 100 g	30
Rayosole®plus, 1000 g	30
Rayosole®plus, 3000 g	31
Rayosole®plus, storage jar	31
100 pH sticks	31
Hinged tin Rayobase	32
Rayonex dietary supplements test set	32

OUR ACCESSORIES 33

Protective detector with 1.5 m connection cable	33
Pointed detector with 1.5 m connection cable	34
Spherical detector with 1.5 m connection cable	34
Hand detectors (2 pcs.)	35
Foot detector (2 pc.) with 1.0 m connection cable	35
Pillowcase 80 cm x 80 cm	37
Fitted sheet	37
Blanket 2.0 m x 1.80 m	37
Hood	38
Additional detector for hood	38
Chest and abdominal cavity 1.5 m x 0.50 m	38
Mitten	39
Sock	39
Fabric detector 30 cm long, with Velcro fastener	39

Table of Contents

Fabric detector 50 cm long, with Velcro fastener	40
Fabric detector 70 cm long, with Velcro fastener	40
Fabric detector 22 cm x 17 cm,	40
Rayotensor with wooden handle, protective coating, connection cable, spring wire.....	41
Rayotensor with wooden handle.....	41
in protection tube.....	41
in wooden case.....	41
Ball bearing Rayotensor with wooden handle and case	42
HOLDER for Rayotensor	42
Spare spring wires.....	43
Memory card set – empty.....	44
RAH "Green Card".....	45
Protective cup with 1.0 m connection cable	46
Measuring cup with 1.0 m connection cable.....	46
Rayoscan pads.....	47
Ampoule holder.....	48
100 empty ampoules.....	48
100 empty ampoules for liquids	48
Rayotabs lactose tablets.....	49
Treatment chair with eco-leather cushion, solid beech.....	50
Table made from solid beech.....	51

BIOFIELD-FORMING DEVICES 52

MINI-Rayonex.....	53
ELO-Rayex	54
CAR-Rayex.....	54
HF-Rayex	55
Collection.....	55
E-Smog Rayonator II with 0.2 m connection cable	56
E-Smog Rayonator II with grounding cable	56
High-frequency Rayonator III with 0.2 m connection cable	57
High-frequency Rayonator III with grounding cable	57
Chakra-Rayonator.....	57
Duplex IV professional	58

TRAINING AS CERTIFIED BIORESONANCE THERAPIST ACCORDING TO PAUL SCHMIDT 59




Bioresonance in TCM

(TRADITIONAL CHINESE MEDICINE)

Paul Schmidt started to research the possibility of stimulating meridians and meridian points without the use of needles, simply by applying an appropriate resonance frequency, as long ago as 1975. Based on the findings of Paul Schmidt, Rayonex Biomedical GmbH then developed the present-day acupuncture oscillation therapy.

Today the appropriate frequencies are available for stimulation of each meridian point of the 14 main meridians. True to TCM, the bioresonance devices according to Paul Schmidt also offer the possibility of sedating or toning individual meridian points.

As a result, bioresonance according to Paul Schmidt can play an important role in the further establishment of TCM, because many users are simply afraid of the needles. On the other hand, if the meridian points are stimulated using bioresonance according to Paul Schmidt, the use of needles is superfluous as toning or sedation is performed with the appropriate frequencies – completely pain-free – and is therefore particularly popular with children. Rayonex Biomedical GmbH supports TCM clinics, TCM doctors and TCM therapists with equipment such as the stationary high-end bioresonance device according to Paul Schmidt, the Rayocomp PS 1000 polar 4.0 TCM and the software specially developed for this, the RAH (Rayonex Analysis and



More concretely, the measuring system can directly determine how many energetically burdened meridian points can be found in each of the 14th main meridians, which meridian (Ying and Yang) is particularly in need of treatment in relation to its total length and the number of energetic disturbances (relative weighting) and whether a meridian point should be toned or sedated in order to be energetically harmonised.

With the help of a precise visualization, every therapist will soon receive a comprehensive picture of each of the 14 main meridians with regard to energetic disturbances of the individual meridian points.

For mobile use and for a first introduction to the world of bioresonance according to Paul Schmidt in the TCM sector, we recommend the Rayocomp PS 10 TCM and the M10 RAH software.

The two TCM devices mentioned above are absolutely identical with the approved devices for human medicine! As TCM does not belong to the classic school medicine, the Rayocomp PS 1000 polar 4.0 TCM and the Rayocomp PS 10 TCM are not recognised by the regulatory authorities and are therefore considered non-medical devices, even though they would satisfy all the tests for a medical device!

Furthermore, Rayonex Biomedical GmbH offers an extensive range of accessories, such as detectors, memory cards, variable device software through to dietary supplements developed and tested using bioresonance according to Paul Schmidt.

Harmonisation system), the software module for acupuncture oscillation therapy and the Rayoscan with acupuncture analysis.

Rayonex Biomedical GmbH has developed a completely new diagnostic approach in the field of acupuncture oscillation therapy using the Rayoscan.

The acupuncture analysis in the Rayoscan can be performed with the Rayoscan after an ECG-based, automatic range value test.

This measurement measures and energetically evaluates the qualitative change in heartbeat for each basic frequency value applied to the organism.

Rayocomp PS 1000 polar 4.0 TCM



The Rayocomp PS 1000 polar 4.0 TCM is the high-end bioresonance device from Rayonex Biomedical GmbH for use in Traditional Chinese Medicine.

The five pillars of Traditional Chinese Medicine (TCM) form the basis for the treatment using the Chinese healing technique. The goal is to support the effects of the life forces – the “Qi” – and to remove energy blockages in order to promote a smooth flow in the organism. Depending on the cause, the client is helped using acupuncture, TCM drug therapy, nutrition, movement and massage.

The Rayocomp PS 1000 polar 4.0 TCM allows the applications of acupuncture, TCM drug therapy and nutrition to be professionally supported in daily practice.

Acupuncture: A software module (Module M3, art. no. 20030) has been specifically developed for the Rayocomp PS 10 TCM which enables the determination, visualization and compensation of meridian points on an energetic level. The 14 main meridians are analysed for energetic disturbances and individual meridian points can be specifically sedated or toned for harmonization.

Bioresonance according to Paul Schmidt removes the Qi blockages and helps to bring the body into equilibrium again.

Energy-based herb and substance tests in TCM:

More than 2000 substances, herbs, minerals and animal extracts are listed as medicines in TCM. Depending on the client's symptoms, these are individually combined and offered to the client as a therapy.

The Rayocomp PS 1000 polar 4.0 TCM offers an organ-related, energetic herbal and substance test with the help of the quick meridian test, which gives the therapist information as to whether or not appropriate herbs and substances can be used in an organ-related, energetically supportive way. The composition of different substances can also be optimised energetically using this test. The nutrition test gives the therapist information about energy deficits in the area of minerals, trace elements, vitamins and e.g. probiotic bacteria.

Energy-based dietetics – nutrition in TCM: TCM assumes that every food product has a different energy classification. Food products can enhance the individual bodily energy of a client, but can also reduce it.

With the Rayocomp PS 1000 polar 4.0 TCM, the quick test of the meridians can be used to test foods for the individually required energetics and thus create optimal diet plans for the client in accordance with TCM.

As Traditional Chinese Medicine does not belong to the classic school medicine, the Rayocomp PS 1000 polar 4.0 TCM is not recognised by the regulatory authorities and is therefore considered a non-medical device, even though it would satisfy all the tests for a medical device.

The development of the new Rayocomp PS 1000 polar 4.0 TCM represents a real evolution in bioresonance

according to Paul Schmidt. Costs of around EUR 3.5 million have been invested in the development of this new device. The Rayocomp PS 1000 polar 4.0 TCM allows an energy-based identification and harmonisation of meridian points to be sedated or toned. A software module has been developed specially for the Rayocomp PS 1000 polar 4.0 TCM that enables meridian points to be identified, visualised and harmonised at an energy level.

Highlights of the Rayocomp PS 1000 polar 4.0 TCM

✓ **High-speed RAH for analysis**

No RAH program takes longer than 1 second before it can be used for the analysis of a building biology RAH program. That saves the user a huge amount of time.

✓ **Dipole antenna system approx. 20% faster**

The speed of the dipole antenna system inside the device can be increased by 20%. This saves even more time during the analyse.

✓ **Integrated rechargeable battery as a comfort function**

The new Rayocomp PS 1000 polar 4.0 TCM contains a rechargeable battery as standard comfort function. It serves as a UPS (uninterruptible power supply), which allows the device to keep working even if the power fails.

✓ **Option to update via the Internet**

Users of the device can benefit from the latest developments faster than ever before because the device can be automatically updated via the Internet. The device automatically dials into the Rayonex server in Lennestadt, Germany, when instructed to do so. It downloads and installs the latest software so that the new features become available after restart. Maintenance software installed on each device enables our engineers to connect to your device (of course only if you want them to) for service work or even to repair it, if necessary. You can also receive training via the Internet. And now for the next highlight: You can use the Rayocomp PS 1000 polar 4.0 TCM to update the smaller portable device, the Rayocomp PS 10 TCM with the latest software. The new 4.0 features allow you to use the latest developments a lot faster than ever before.

✓ **Printer diversity and PDF printing**

The Rayocomp PS 1000 polar 4.0 TCM now features three universal drivers (Epson, Canon and HP), which means that it can be directly connected to a wide variety of printers. One of the new features of the Rayocomp PS 1000 polar 4.0 TCM is the option of creating a PDF instead of printing on paper. This is particularly useful when you want to email something to clients or digitally file away documents.

✓ **Adjusting background colours**

The new PS 1000 polar 4.0 TCM allows you to match the background colours of the display to the colours in your practice. In this way, the colour of the device blends in perfectly to your practice.

✓ **Integration of training videos**

The most important features of the Rayocomp PS 1000 polar 4.0 TCM are explained in an understandable manner in the built-in training videos. These can be watched on the device's display. When new training videos become available, they can be easily integrated by an Internet update.

✓ **Using the device in other languages**

In addition to German, English, French, Italian, Spanish and Dutch, Chinese (simplified and traditional), Japanese, Russian and Hebrew language modules can now also be selected. This enhances the global use of the device and of course provides us with feedback from around the world, which in turn benefits all users.

✓ **Made in Germany**

All Rayocomp PS 1000 polar 4.0 TCM and the portable Rayocomp PS 10 TCM were developed

and manufactured in Germany, in a community called Lennestadt.

✓ **The internal components of the new device**

All of the hardware components used in the Rayocomp PS 1000 polar 4.0 TCM comply with the industry standard, but not the consumer standard. This means that all of the device's components are of the highest, most robust quality.

Despite all the innovations, the benefits for the predecessor model have naturally been retained:

- ✓ Bioresonance according to Paul Schmidt
- ✓ Visualisation on the display
- ✓ Client administration with an extensive memory function (art. 46030 / 46040)
- ✓ RAH Expert system (art. 46085)
- ✓ Modular software design (BWYN – buy what you need) for maximum customisation and low cost
- ✓ Purchase and rental options

Scope of delivery of the Rayocomp PS 1000 polar 4.0 TCM

Art. No. 40415:

- Manual
- Book: Bioresonance according to Paul Schmidt, art. 676
- Integrated polariser
- Memory management of up to 5 personalised programs
- Client management for up to 10 clients
- 54 integrated harmonising programs
- Update module with WLAN antenna and base
- Update cable for Rayocomp PS 10
- Power supply/charger
- Measuring cup with cover
- Protection cup with cover
- Battery for short-term protection in case of power failure
- USB stick for PDF printing
- DVI-HDMI adapter
- DVI-VGA adapter
- Case in trolley version
- Packaging board

Rayocomp PS 1000 polar 4.0 TCM - The Modules

HARMONY WITH MUSIC AND SOUNDS OF NATURE



A different music title has been developed for each of the 54 integrated therapy programs on the Rayocomp PS 1000 polar 4.0. These consist of both classical music and sounds of nature. You can use the music to put the patient in the right mood for the therapy session. Or it can be used during harmonisation, by adding the appropriate acoustic oscillations to the music, which the patient then listens to through the headphones.

pairs required for harmonisation can then be selected based on the results of the test. Also, every single point of a meridian can be examined with the aid of a graphic display and harmonised.

ACUPUNCTURE OSCILLATION THERAPY



INCL. MERIDIANS QUICK TEST

This module allows the user to carry out a quick test of acupuncture meridians. The relevant meridian

If you have enabled the Rayoscan as a software module in your Rayocomp PS 1000 polar 4.0, the automatic measurement and analysis of the meridians and meridian points is also available to you with the activation of the module for acupuncture oscillation therapy. The Rayoscan provides not only the meridian points, but also the result whether the respective meridian point has to be toned or sedated.

The possibility to determine meridian points by means of the Rayoscan and to tonify or sedate them with the bioresonance of Paul Schmidt has been applied for a patent.

CLIENT MANAGEMENT FOR UP TO 250 CLIENTS

Art. no.
46030

One of the great new options of the Rayocomp PS 1000 polar 4.0 is the client history. You can simply look into older sessions, analyse and repeat them, if this seems promising. By default, you can manage up to 10 clients at one time. This module allows you to manage up to 250 clients.

CLIENT MANAGEMENT FOR UP TO 1000 CLIENTS

Art. no.
46040

One of the great new options of the Rayocomp PS 1000 polar 4.0 is the client history. You can simply look into older sessions, analyse and repeat them, if this seems promising. By default, you can manage up to 10 clients at one time. This module allows you to manage up to 1000 clients.

MEMORY MANAGEMENT OF UP TO 50 PERSONALISED PROGRAMS

Art. no.
46050

The Rayocomp PS 1000 polar 4.0 can store internally generated programs for harmonisation. The internally generated programs, such as those to be used for testing or harmonisation, can be easily accessed via the individual menu items within the device. By default, you can save up to 5 personalised programs. This module allows you to create up to 50 personalised programs.

MEMORY MANAGEMENT UP TO 99 OWN PROGRAMS

Art. no.
46060

The Rayocomp PS 1000 polar 4.0 can store internally generated programs for harmonisation. The internally generated programs, such as those to be used for testing or harmonisation, can be easily accessed via the individual menu items within the device. By default, you can save up to 5 personalised programs. This module allows you to create up to 99 personalised programs.

RAYONEX ANALYSIS AND HARMONISING SYSTEM

Art. no.
46085

The RAH is structured along clear medical lines, both in the analysis and harmonisation phases. It was developed and arranged by company's own School for Alternative Medicine, which teaches the cause-oriented approach of bioresonance according to Paul Schmidt and the medical knowledge required to pass exams. The RAH is divided into two functions: the analysis function, which can identify energetic disturbances and the harmonisation function, which aims to stimulate self-regulation.

Analysis within the RAH starts with causal influences such as vitalisation, vital mineral balance, E-smog, geopathic stress, acid-base balance, etc. Then, the entire physiology is provided for testing. The cells and tissue and later the individual organ systems can then be analysed in a clearly structured way. In this way, the RAH supports intuitive testing as the therapist can quickly jump between the individual organ regions and it provides a test grid, which allows you to carry out a whole test. Thus, you can move from a general outline to greater levels of detail. For example, the entire eye region can be tested. Then, if a disturbance is detected, more detailed tests can be carried out to determine whether the disturbance affects the eye chamber, eye membranes, the eye muscles, etc. If a disturbance is detected in the membranes of the eye, this can be studied in greater detail to determine whether it affects the conjunctiva, retina, etc.

The main advantage: The ability to conduct general tests significantly speeds up the testing process and more detailed tests can be carried out if necessary. Special subitems in the analysis function allow you to test things like Schüssler salts and Bach flowers.

The RAH currently contains over 1800 frequency structures, which can be energetically analysed or harmonised.

RAYOSCAN FOR THE RAYOCOMP PS 1000 POLAR 4.0



Since 1982, Rayonex has been using the Rayotest method invented by Paul Schmidt in order to determine resonance frequencies. Although the method itself is very simple, it is also time-consuming, as it requires the therapist's full attention throughout the entire duration of the test. This is why an automated method for determining resonance frequencies became necessary. Lots of users likewise wanted to analyse the many existing RAH programs (RAH = Rayonex Analysis and Harmonization system) in the meantime and to propose a harmonization. The Rayoscan, which is the name of the measurement system, perfectly complements the previous test procedure, allowing therapists to perform energetic measurements independently. The Rayoscan further allows for a very quick insight into the use of bioresonance according to Paul Schmidt and additionally facilitates the work of long-standing professional users. The applying therapist then calculates the Rayoscan measurement for the client as well as the Rayotest measurement as a service.

By using the Rayoscan, the extent of the basic frequency value of the Rayocomp PS 1000 polar 4.0 should be tested, so that you are able to determine how capable it is to trigger a regulation in the body. Specifically, a basic frequency value is set, applied to the body and various heart rate parameters are then measured by means of a four-lead ECG before being calculated and then stored. This patent-pending method is based on the experience that the body reacts to a stimulus (basic frequency value of the Rayocomp PS 1000 polar 4.0), and thus the sum of all reactions thereby triggered with a small yet measurable change in heart beat quality. The Rayoscan performs what is known as a range value test. Thus, the qualitative change in the heart rate is measured for every basic frequency value and it is evaluated, whether this is significant or not for a subsequent harmonization. Based on the resonance frequencies thus determined, the frequency patterns of existing RAH programs can be compared by means of calculations and the best matches thus established.

The purpose of the Rayoscan is thus clearly an energetic testing approach which cannot be compared to conventional medical diagnostics.

The purpose of the Rayoscan is to help determine resonance frequencies automatically, without the influence of the therapist, and to save these on a Green Card so as to have them readily available for harmonisation sessions. Further, the aim is to calculate RAH programs based on the resonance frequencies thus determined and to offer them up for harmonisation; these are therefore also saved on a Green Card, making them available for home therapy with a Rayocomp PS 10 basic for example.

The Rayoscan can currently only be integrated into a Rayocomp PS 1000 polar or Rayocomp PS 1000 polar 4.0.

Scope of delivery:

- Rayoscan hardware and software (installed on the Rayocomp PS 1000 polar 4.0 by the Rayonex technical team)
- Rayoscan electrode cable for four-lead ECG
- 100 Rayoscan pads for 25 measurements (see art. 35930)

Note: The Rayocomp PS 1000 polar 4.0 is not included with the Rayoscan!

BATTERY FOR THE RAYOCOMP PS 1000 POLAR 4.0



The new Rayocomp PS 1000 polar 4.0 contains a built-in battery, which is available as an additional module. It serves as a UPS (uninterruptible power supply), which allows the device to keep working even if the power fails.

Please note that Rayonex Biomedical GmbH offers both the purchase and the rental of the devices, software modules and components.

We recommend the following accessories for the Rayocomp PS 1000 polar 4.0 TCM

Art. no. 35910: RAH "Green Card", set of 5.

The set contains 5 RAH "Green Cards". For storage of and convenient treatment with basic frequency values and RAH programs using the Rayocomp PS 1000 polar 4.0 TCM.

Art. no. 4000:

Treatment chair made from solid beech with black eco-leather cushion, built-in detector and 5 m connection cable.

Art. no. 4005:

Table made from solid beech for Rayocomp with pull-out panel and detachable tray.

Art. no. 46040:

Client management for up to 1000 clients.

Art. no. 314:

Pointed detector for precise testing and harmonisation of meridian points.

OPTION:

Art. no. 20125:

Rayocomp PS 10 basic, basic device, case, operating manual, modules M1, M9, M11 and M12 for mobile applications in the client's home.



The Rayocomp PS 1000 polar 4.0 TCM Complete is a perfectly balanced product combination for professional users in Traditional Chinese Medicine (TCM). The offer includes two special features: First, the Rayocomp PS 1000 polar 4.0 TCM is supplied in an exclusive and extremely practical Rimowa® hard shell aluminium case. On the other hand, the Rayocomp PS 1000 polar 4.0 TCM Complete is cheaper than the sum of the individual products despite the case value of almost EUR 1500.00 alone.

One might wonder about the point of kitting out a bioresonance device designed for static use with such a valuable suitcase. The obvious answer is that the Rimowa® case provides the perfect protection for a valuable device. However, there is another reason. Increasingly, TCM-therapists are providing home care to clients. We have therefore often been asked

to make the Rayocomp PS 1000 polar 4.0 TCM more "mobile". Because the Rimowa® case is equipped with coupled wheels, it makes it very handy to transport the device without needing to carry the case. Rayocomp PS 1000 polar 4.0 TCM Complete offer comes with the Rayocomp PS 1000 polar 4.0 TCM bioresonance device, the Rayoscan and all of the important RAH software modules.

Please note: As Traditional Chinese Medicine does not belong to the classic school medicine, the Rayocomp PS 1000 polar 4.0 TCM is not recognised by the regulatory authorities and is therefore considered a non-medical device, even though it would satisfy all the tests for a medical device.

Scope of delivery of the Rayocomp PS 1000 polar 4.0 TCM Complete

- Manual
- Book: Bioresonance according to Paul Schmidt, art. 676
- Integrated polariser
- Memory management of up to 5 personalised programs
- Client management for up to 10 clients
- 54 integrated harmonising programs
- Update module with WLAN antenna and base
- Update cable for Rayocomp PS 10
- Power supply/charger
- Measuring cup with cover
- Protection cup with cover
- Battery for short-term protection in case of power failure
- USB stick for PDF printing
- DVI-HDMI adapter
- DVI-VGA adapter
- Rimowa® case
- Packaging board
- Acupuncture oscillation therapy, article 46020
- Client management of up to 1000 patients, article 46040
- RAH C-Module, article 46083
- Rayonex Analysis and Harmonisation System (RAH), article 46085
- Rayoscan hardware and software, included 60 cm Rayoscan electrode cable and 100 Rayoscan pads, article 46094
- Rayotensor with wooden handle, protective coating, connection cable, spring wire, art. 362
- Pack of 5 RAH "Green Card", art. 35910
- Fabric detector: fitted sheet measuring 1.85 m x 0.8 m with 3 m connection cable, article 30323
- Pack of 4: Fabric detector: 30 cm long, Velcro fasteners and 1.5 m connection cable, art. 30335
- Pointed detector for precise testing and harmonisation of meridian points art. 314

The Rayocomp PS 1000 polar 4.0 TCM Complete is available for rent. Minimum rental period: 6 months.

Please note that the table illustrated is not included in the scope of delivery of the Rayocomp PS 1000 polar 4.0 TCM Complete.



The Rayocomp PS 1000 polar 4.0 TCM Complete Premium is the top-of-the-range product combination for professional users in Traditional Chinese Medicine from Rayonex Biomedical GmbH. The offer includes two special features: First, the Rayocomp PS 1000 polar 4.0 TCM is supplied in an exclusive and extremely practical Rimowa® hard shell aluminium case. On the other hand, the Rayocomp PS 1000 polar 4.0 TCM Complete Premium is cheaper than the sum of the individual products despite the case value of almost EUR 1500.00 alone.

One might wonder about the point of kitting out a bioresonance device designed for static use with such a valuable suitcase. The obvious answer is that the Rimowa® case provides the perfect protection for a valuable device. However, there is another reason. Increasingly, TCM-therapists are providing home care to clients. We have therefore often been asked to make the Rayocomp PS 1000 polar 4.0 TCM more "mobile". Because the Rimowa® case is equipped with

coupled wheels, it makes it very handy to transport the device without needing to carry the case.

The Rayocomp PS 1000 polar 4.0 TCM Complete Premium offer includes the highest quality equipment conceivable that you would normally see in a Rayonex Biomedical GmbH TCM-bioresonance practice. It not only includes the Rayocomp PS 1000 polar 4.0 TCM, the Rayoscan and all major RAH software modules, but also the rolling table for the device and the treatment chair, which renders further detectors unnecessary. The offer also includes a Rayocomp PS 10 basic, which can be used in another treatment room in your TCM-practice or for TCM-clients who self-administer treatment at home.

Please note: As Traditional Chinese Medicine does not belong to the classic school medicine, the Rayocomp PS 1000 polar 4.0 TCM is not recognised by the regulatory authorities and is therefore considered a non-medical device, even though it would satisfy all the tests for a medical device.

Scope of delivery of the Rayocomp PS 1000 polar 4.0 TCM Complete Premium

- Manual
- Book: Bioresonance according to Paul Schmidt, art. 676
- Integrated polariser
- Memory management of up to 5 personalised programs
- Client management for up to 10 clients
- 54 integrated harmonising programs
- Update module with WLAN antenna and base
- Update cable for Rayocomp PS 10
- Power supply/charger
- Measuring cup with cover
- Protection cup with cover
- Battery for short-term protection in case of power failure
- USB stick for PDF printing
- DVI-HDMI adapter
- DVI-VGA adapter
- Rimowa case
- Packaging board
- Acupuncture oscillation therapy, article 46020
- Client management of up to 1000 patients, article 46040
- RAH C-Module, article 46083
- Rayonex Analysis and Harmonisation System (RAH), article 46085
- Rayoscan hardware and software, included 60 cm Rayoscan electrode cable and 100 Rayoscan pads, article 46094
- Rayotensor with wooden handle, protective coating, connection cable, spring wire, art. 362
- Pack of 5: RAH "Green Card", art. 35910
- Fabric detector: fitted sheet measuring 1.85 m x 0.8 m with 3 m connection cable, article 30323
- Pack of 4: Fabric detector: 30 cm long, Velcro fasteners and 1.5 m connection cable, article 30335
- Pointed detector for precise testing and harmonisation of meridian points, art. 314
- Treatment chair made from beech with black eco-leather cushion, built-in detector and 5 m connection cable, art. 4000
- Table made from beech, pull-out panel, detachable tray, art. 4005
- Rayocomp PS 10 basic standard device, case, module M1, module M9, module M11, and module M12, art. 22125
- Rayotensor bracket article 120

Please note: The Rayocomp PS 1000 polar 4.0 TCM Complete Premium is not available for rent.

Rayocomp PS 10 TCM



The Rayocomp PS 10 TCM is the portable device from Rayonex Biomedical GmbH for use in Traditional Chinese Medicine.

The five pillars of Traditional Chinese Medicine (TCM) form the basis for the treatment using the Chinese healing technique. The goal is to support the effects of the life forces – the “Qi” – and to remove energy blockages in order to promote a smooth flow in the organism. Depending on the cause, the client is helped using acupuncture, TCM drug therapy, nutrition, movement and massage.

The Rayocomp PS 10 TCM allows the applications of acupuncture, TCM drug therapy and nutrition to be professionally supported in daily practice.

Acupuncture:

A software module (module M3) has been developed specially for the Rayocomp PS 10 TCM that enables meridian points to be identified and harmonised at an energy level.

The 14 main meridians are analysed in detail for energy disorders and individual meridian points can be selectively sedated or toned for harmonisation.

The software module M06 (art. no. 200700) is to be recommended if the energy harmonisation of the meridians is determined in the quick test (end point of the meridians) and the energy disorders in the whole meridian are to be harmonised.

Bioresonance according to Paul Schmidt helps to remove the Qi blockages and bring the body into equilibrium again.

Energy-based herb and substance tests in TCM:

More than 2000 substances, herbs, minerals and animal extracts are listed as medicines in TCM. Depending on the client's symptoms, these are individually combined and offered to the client as a treatment.

The Rayocomp PS 10 TCM offers an organ-related, energetic herbal and substance test with the help of the quick meridian test, which gives the therapist information as to whether the corresponding herbs and substances can be used organ-related, energetically supportive or not. The composition of different substances can also be optimised energetically using this test. The nutrition test gives the therapist information about energy deficits in the area of minerals, trace elements, vitamins and e.g. probiotic bacteria.

Energy-based dietetics – nutrition in TCM:

TCM assumes that every food product has a different energy classification. Food products can enhance the individual bodily energy of a client, but can also reduce it.

With the help of the Rayocomp PS 10 TCM and the quick test of the meridians, food can be tested in relation to the individually required energetics and in

this way optimal diet plans in the sense of TCM can be created for the client.

As Traditional Chinese Medicine does not belong to the classic school medicine, the Rayocomp PS 10 TCM is not recognised by the regulatory authorities and is therefore considered a non-medical device, even though it would satisfy all the tests for a medical device.

The Rayocomp PS 10 TCM allows an energy-based identification and harmonisation of meridian points to be sedated or toned. A software module M3 (art. no. 20030) has been developed specially for the Rayocomp PS 10 TCM that enables meridian points to be identified and harmonised at an energy level.

Highlights of the new Rayocomp PS 10 TCM

✓ **Portabel, thanks to integrated rechargeable battery and low weight**

Despite the integrated rechargeable battery, the Rayocomp PS 10 TCM weights only 1.7 kg. As a result, the device is ideal for use also at the client's home. The RAH "Green Card" also enables the Rayocomp PS 10 TCM to be lent to the client for treatment at home.

✓ **Design language**

The design of the Rayocomp PS 10 TCM has been matched to the colours and appearance of the larger Rayocomp PS 1000 polar 4.0 TCM so that the devices harmonise in design and colour.

✓ **Internet update option via the Rayocomp PS 1000 polar 4.0 TCM**

Users of the Rayocomp PS 10 TCM can now benefit from the latest developments faster than ever because the device can be automatically updated via the Internet when it is connected to a Rayocomp PS 1000 polar 4.0. The latest software that had previously been downloaded to the Rayocomp PS 1000 polar 4.0 TCM from the Rayonex server in Lennestadt can thus be comfortably installed on the Rayocomp PS 10 TCM.

✓ **The Rayocomp PS 10 TCM – Made in Germany**

The portable Rayocomp PS 10 TCM is developed and manufactured in Germany, in a community called Lennestadt, in compliance with the same quality management system for medical devices, the DIN EN ISO 13485. They are also audited by TÜV Nord on an annual basis.

✓ **The internal components of the new device**

All of the hardware components used in the Rayocomp PS 10 TCM comply with the industry standard, but not the consumer standard. That means all the device's components are of the highest, most robust quality.

Despite all the innovations, the benefits for the predecessor model have naturally been retained:

- ✓ Large, clearly legible display
- ✓ Quick setting of the basic frequency values
- ✓ Bioresonance according to Paul Schmidt
- ✓ Modular software design (BWYN – buy what you need) for maximum customisation and low cost
- ✓ Purchase and rental options

Scope of delivery of the Rayocomp PS 10 TCM

Art. No. 20115: Rayocomp PS 10 TCM including mains power pack/charger, integrated rechargeable battery, operating manual, packaging, case

Rayocomp PS 10 TCM - The Modules

MODULE: SETUP PRECISION OF 0.05 17



This module increases the standard accuracy of the basic frequency values from 0.25 (e.g. 10.25, 10.50...) to an accuracy of 0.05 (e.g. 10.25, 10.30...).

MODULE: ACUPUNCTURE OSCILLATION THERAPY INCLUDING 14 MERIDIAN PROGRAMS



If this module is integrated in the Rayocomp PS 10, the 14 acupuncture harmonisation programs can be called up and set automatically.

MODULE: TEST PROGRAMS



The so-called test module integrates in the Rayocomp PS 10 a total of 13 compilations of basic frequency values including the rapid test of meridians / building biology test.

MODULE: RAH-MODULE M10 FOR ANALYSIS AND HARMONISATION



For the Rayocomp PS 10, the module M10 is the most high-quality module, which has, in addition to the module M9, numerous test functions. What is absolutely special about this module M10 is that it provides all necessary RAH program numbers for testing at the push of a button, so that the RAH program numbers do not have to be entered individually. The test results are then ready to be harmonised and/or saved on the RAH "Green Card".

Furthermore, module M10 supports the level test, known from the Rayocomp PS 1000 polar. When a higher-level RAH program is chosen, the sub RAH programs can be selected and tested by using the switch on the Rayotensor.

If you already use a RAH-module with your Rayocomp PS 10, an upgrade to higher modules is possible, e.g. from module 9 to module 10.

With the RAH module M10 at least program version 35 is required. If you have a lower program version on your device, your Rayocomp PS 10 must first be updated.

The RAH Compendium, art. 688, is included in the scope of delivery of the module.

All modules can be tested free of charge (30 working hours).

Please note that Rayonex Biomedical GmbH offers both the purchase and the rental of the devices, software modules and components.

We recommend the following accessories for the Rayocomp PS 10 TCM

Art. no. 35910: RAH "Green Card", set of 5.

The set contains 5 RAH "Green Cards", for storage and convenient treatment with basic frequency values and RAH programs using the Rayocomp PS 10 TCM.

Art. no. 4000: Treatment chair from solid beech with black eco-leather cushion, built-in detector and 5 m connection cable.

Art. no. 4005: Table from solid beech for Rayocomp with pull-out panel and detachable tray.

Art. no. 314: Pointed detector for precise testing and harmonisation of meridian points.

OPTIONAL:

Art. no. 20125: Rayocomp PS 10 basic, basic device, case, operating manual, modules M1, M9, M11 and M12 for mobile applications in the client's home. The outstanding benefits of the Rayocomp PS 10 basic: The client cannot enter his or her own treatment programmes and can only use the RAH "Green Card" created by the therapist for the treatment.

Please note that Rayonex Biomedical GmbH offers both the purchase and the rental of the devices, software modules and components.



For non-mobile/older persons, patients with chronic illnesses in need of ongoing therapy, and workers subject to a great deal of occupational stress, regular visits to the therapist's practice are an impossibility. That is why more and more therapists are changing over to using the bioresonance method according to Paul Schmidt in the client's home.

Rayonex has created a comprehensive bioresonance system for this purpose. The Rayocomp PS 1000 polar allows to determine the single frequency values and RAH programs a given person or animal requires (this is often called the initial test) and to store them on a "Green Card".

It is then very simple to administer the application with a Rayocomp PS 10 basic combined with the "Green Card" created for the patient. To do this, switch on the Rayocomp PS 10 basic, connect it to the respective fabric detector which the person or animal is lying on, and briefly insert the "Green Card" into the device.

Depending on the instructions of the therapist, harmonisation should be performed twice per week (the usual frequency for chronic illness) or up to daily (for acute events), saving the user from having to visit the practice every time. Harmonisation itself can usually take place while the patient is sleeping.

Depending on the timeframe over which the client needs to use the Rayocomp PS 10 basic, the therapist can rent his Rayocomp PS 10 basic out to the client, or the user can either buy or rent the device himself. In many cases, other members of the family also decide to join in the treatment, as the device is already available in the family. All that is then needed is a customised RAH "Green Card" created by the therapist. This cuts the cost of the device in half or by two thirds.

The Rayocomp PS basic can only be used for harmonisation with RAH "Green Cards". The device does not provide the option to test single frequency values or RAH programs, nor to create one's own RAH "Green Cards". This allows the therapist to ideally control his client's home therapy. Due to its lower performance range (no testing available), the Rayocomp PS 10 basic is less expensive than a similarly equipped PS 10, whether to buy or to rent.

As the Rayocomp PS 10 basic is not recognised by the regulatory authorities and is therefore considered a non-medical device, even though it would satisfy all the tests for a medical device.

Highlights of the new Rayocomp PS 10 basic

✓ **Portabel, thanks to integrated rechargeable battery and low weight**

Despite the integrated rechargeable battery, the Rayocomp PS 10 basic weights only 1.7 kg. This makes the device ideal for use at home with an RAH "Green Card".

✓ **Design language**

The design of the Rayocomp PS 10 basic has been matched to the colours and appearance of the larger Rayocomp PS 1000 polar 4.0 so that the devices harmonise in design and colour.

✓ **Internet update option via the Rayocomp PS 1000 polar 4.0**

Users of the Rayocomp PS 10 basic can now benefit from the latest developments faster than ever because the device can be automatically updated via the Internet when it is connected to a Rayocomp PS 1000 polar 4.0. The latest software that had

previously been downloaded to the Rayocomp PS 1000 polar 4.0 from the Rayonex server in Lennestadt can thus be comfortably installed on the Rayocomp PS 10 basic.

✓ **The Rayocomp PS 10 basic – Made in Germany**

The portable Rayocomp PS 10 basic is developed and manufactured in Germany, in a community called Lennestadt, in compliance with the same quality management system for medical devices, the DIN EN ISO 13485. They are also audited by TÜV Nord on an annual basis.

✓ **The internal components of the new device**

All of the hardware components used in the Rayocomp PS 10 basic comply with the industry standard, but not the consumer standard. That means all the device's components are of the highest, most robust quality.

Scope of delivery of the Rayocomp PS 10 basic

Rayocomp PS 10 basic including mains power pack/charger, integrated rechargeable battery, M1, M9, M11 and M12 modules for mobile applications in the client's home, operating manual, packaging, case

We recommend the following accessories for the Rayocomp PS 10 basic

Art. no. 30323: fabric detector: fitted sheet.

For application of the frequency spectra while lying or sleeping.

Art. no. 359: RAH "Green Card"

The RAH programs tested in the Rayocomp PS 1000 polar 4.0 or Rayocomp PS 10 can be saved on the "Green card".

Please note that Rayonex Biomedical GmbH offers both the purchase and the rental of the devices, software modules and components.



Food supplements

Rayobase®, Rayovita®, Rayoflora® and Rayosole® plus are holistic food supplements and cosmetics, developed based on energetic principles using the bioresonance according to Paul Schmidt. Even if orthodox medicine has yet to recognise this approach, we not only assess the material attributes of our dietary supplements and cosmetics, but also their energetic / astral characteristics. Using the bioresonance according to Paul Schmidt we measure the oscillation patterns of individual raw materials and adapt these to one another and to the human organism.

Bioresonance according to Paul Schmidt operates on the principle that self-regulation can be stimulated by frequencies. In a way that sunshine as a frequency spectrum can stimulate the production of e.g. vitamin D or pigments, based on our experience there are far more frequencies with the associated regulatory regions.

Rayo®-Pure

Holistic dietary supplement with plant extracts, algae, alpha lipoic acid, MSM and glutathione.

Rayobase®

Holistic food supplements for balance in the acid-base processes.

Rayovita®

A holistic dietary supplement containing a balanced combination of trace elements and vitamins.

Rayoflora®

A holistic dietary supplement containing a balanced combination of microbial cultures.

Rayosole® plus

A holistic bath additive supporting the excretion of natural metabolites through the skin.

Holistic food supplement with plant extracts, algae, alpha lipoic acid, MSM and glutathione.

DAILY DOSE AND RECOMMENDED INTAKE

Take 2 x 1 capsule of Rayo®-Pure every day for the first week. Increase your intake then to 2 x 3 capsules daily.

Take Rayo®-Pure ½ hour before the meal with sufficient liquid (at least 200 ml of still water).

Molybdenum contributes to a normal metabolism of sulphurous amino acids. Vitamin C helps to protect the cells from oxidative stress.



INGREDIENTS

Coating agent: hydroxypropylmethylcellulose (capsule shell), chlorella powder, methylsulfonylmethane (MSM), cranberry extract (contains proanthocyanidin), spirulina powder, α lipoic acid, ground horsetail, ground goldenrod, potassium carbonate, curcuma extract, artichoke powder (contains cynarin), nettle leaf extract, ground dandelion, reduced L-glutathione, acerola extract (contains vitamin C), tri-magnesium phosphate 5-hydrate, milk thistle extract (contains silymarin), parsley powder, tri-calcium phosphate, black pepper extract (contains piperine), kelp extract (contains iodine), silica; zinc gluconate, rock salt, haematococcus pluvialis extract (contains astaxanthin), sodium molybdate

Rayo® -Pure is free of animal protein, gluten, milk, lactose and yeast and is suitable for vegetarians and vegans.

NUTRITIONAL INFORMATION

Ingredients	per daily dose	% NRV*
α-lipoic acid	200 mg	–
Acerola extract (17 % vitamin C)	70.6 mg	–
of which vitamin C	12 mg	15
Artichoke powder	80 mg	–
of which cynarin	2 mg	–
Stinging nettle leaf extract	75 mg	–
Chlorella powder	500 mg	–
Cranberry extract	250 mg	–
of which proanthocyanidin	15 mg	–
Curcuma extract	100 mg	–
of which curcuminoids	95 mg	–
Ground goldenrod cabbage	150 mg	–
Haematococcus pluvialis extract	5 mg	–
of which astaxanthin	0.1 mg	–
Kelp extract (0,5 % iodine)	9 mg	–
of which iodine	45 µg	30
Silica	7.5 mg	–
Reduced L-glutathione	75 mg	–
Ground dandelion weed	75 mg	–
Milk thistle extract	62.5 mg	–
of which silymarin	50 mg	–
Methylsulfonylmethane (MSM)	400 mg	–
Molybdenum	5 µg	30
Parsley powder	50 mg	–
Ground horsetail herb	150 mg	–
Black pepper extract	20 mg	–
of which astaxanthin	19 mg	–
Rock salt	5 mg	–
Spirulina powder	210 mg	–

* Sewing material reference values according to LMIV

Rayobase® is an alkaline food supplement in powder form (pH 9.3). Minerals are vital compounds and thus essential for the organism. Apart from the minerals potassium, calcium and magnesium Rayobase® contains the trace elements zinc and silica.

DAILY DOSE AND RECOMMENDED INTAKE

Drink a sachet of Rayobase® 2 x daily, dissolved in water, approx. 30 minutes before a meal or approx. 2 hours after a meal. Open the sachet at the tear notch. Add the content of a sachet in a glass of lukewarm water (200 – 250 ml). Stir in Rayobase® with a plastic spoon. There is no need for Rayobase® to be completely dissolved.

INGREDIENTS

Sodium hydrogen carbonate, calcium carbonate, magnesium carbonate, potassium carbonate, zinc gluconate, silica

Rayobase® is free of animal protein, gluten, milk, lactose, fructose and yeast. Rayobase® is suitable for vegetarians and vegans. Magnesium contents over 250 mg may produce laxative effects in susceptible individuals.



NUTRITIONAL INFORMATION

Ingredients	per daily dose	% NRV*
Calcium	750 mg	94
Potassium	520 mg	26
Magnesium	350 mg	93
Silica	60 mg	–
Zinc	11 mg	110

* Serving material reference values according to LMIV

Zinc contributes to a normal acid-base metabolism. Furthermore it protects cells against oxidative stress and it strengthens the immune system. Magnesium, calcium and potassium contribute to a normal muscle function. Magnesium and potassium support the nervous system. Calcium and magnesium ensure a normal energy metabolism and maintain bones and teeth. Calcium supports the digestive enzymes.

RAYOBASE® CAPSULES

Art. no.
3416

Rayobase® powder is also available filled into capsules. The formula is identical. Because Rayobase® tastes different to everyone, Rayobase® in capsules significantly facilitates the consumption. Especially at the start.

Rayobase® capsules are acid resistant plant-based capsules. Therefore the Rayobase® capsules are also suitable for vegetarians and vegans.

DAILY DOSE AND RECOMMENDED INTAKE

Take 3 × 3 capsules daily, 30 minutes before a meal or 2 hours after a meal. Drink plenty (min. 250 ml), only still water.

INGREDIENTS

Sodium hydrogen carbonate, calcium carbonate, magnesium carbonate, potassium carbonate, capsule (filling agent: hydroxypropylmethylcellulose, thickening agent: gellan gum), zinc gluconate, silica



NUTRITIONAL INFORMATION

Ingredients	per daily dose	% NRV*
Calcium	700 mg	88
Potassium	485 mg	24
Magnesium	325 mg	87
Silica	56 mg	–
Zinc	10 mg	100

* Sewing material reference values according to LMIV

RAYOVITA®

Art. no.
3420

Not only mineral substances, but also trace elements and vitamins are essential nutrients. They are also rather scarce goods in our food, especially when your diet is unbalanced and lacks variation or you have special nutritional specific needs.

Rayovita® contains a balanced combination of trace elements and vitamins.

DAILY DOSE AND RECOMMENDED INTAKE

Drink a sachet of Rayovita® dissolved in water 1 x daily. It can be taken best before lunch. Open the sachet at the tear notch. Add the content of a sachet in a glass of water (200 – 250 ml). Stir in Rayovita® with a plastic spoon. There is no need for Rayovita® to be completely dissolved.



INGREDIENTS

Inulin, magnesium citrate, acerola powder, dextrose, iron-II-fumarate, **DL-alpha-tocopherylacetate (soja)**, zinc gluconate, nicotinamide, chromium-III-chloride, sodium selenate, calcium-D-pantothenate, retinulacetate, manganese-II-sulfate, pyridoxinhydrochloride, grape seed powder, thiaminhydrochloride, riboflavin, pteroylmonoglutamin acid, biotin, sodium molybdate, cyanocobalamin

- ✓ Zinc contributes to a normal acid-base metabolism.
- ✓ Iron, manganese, biotin, pantothenic acid, vitamin B1, B2, B6 and B12 and vitamin C contribute to a normal energy metabolism.
- ✓ Biotin, niacin, vitamin B1, B6 and B12 and vitamin C support the nervous system
- ✓ Biotin, folic acid, vitamin B1, B6 and B12 and vitamin C support the psyche.
- ✓ Iron, folic acid, selenium, vitamin A, B6, B12, C and zinc support the immune system.
- ✓ Manganese, vitamin B2, selenium, vitamin C, vitamin E and zinc protect the cells against oxidative stress. Furthermore Rayovita® contains the secondary plant substances OPC from grape seed extract
- ✓ Iron, folic acid, vitamin B2, B6, B12 and vitamin C reduce fatigue and weariness.
- ✓ Biotin, niacin, vitamin B2 and vitamin A maintain the mucous membrane.

NUTRITIONAL INFORMATION

Ingredients	per daily dose	% NRV*
Vitamin A	400 µg RE	50
Vitamin E	12 mg- -TE	100
Vitamin C	60 mg	75
Vitamin B1	1.1 mg	100
Vitamin B2	1.4 mg	100
Niacin	16 mg NE	10
Vitamin B6	1.4 mg	100
Folic acid	200 µg	100
Vitamin B12	2.5 µg	100
Biotin	50 µg	100
Pantothenic acid	6 mg	100
Iron	4 mg	29
Zinc	2.25 mg	23
Selenium	30 µg	55
Chromium	30 µg	75
Manganese	1 mg	50
Molybdenum	25 µg	50
Magnesium	67.6 mg	18
Inulin	0.88 g	-
Dextrose	0.05 g	-
Grape seed powder	2.2 mg	-

* Sewing material reference values according to LMIV

Tests with bioresonance according to Paul Schmidt revealed that it makes sense not to combine trace elements and vitamins directly with mineral substances. Therefore we offer a mineral substance product (Rayobase®) and a trace element and vitamin product (Rayovita®).

Rayovita® is free of animal protein, gluten, milk, lactose, fructose and yeast.
Rayovita® is suitable for vegetarians and vegans.

Trillions of bacteria populate our intestines – the gut microbiota. Microorganisms live with us, people, in symbiosis – a community between men and bacteria with mutual benefits.

Rayoflora® contains a balanced combination of microorganisms.

BACTERIA CONCENTRATION

At least 1×10^9 /g (2×10^9 /g per sachet)

DAILY DOSE AND RECOMMENDED INTAKE

Drink a sachet of Rayoflora® dissolved in water 1 x daily. They can be taken best in the evening before going to bed or half an hour before breakfast. Open the sachet at the tear notch. Add the content of a sachet in a glass of lukewarm water (150 – 200 ml). Stir in Rayoflora® with a plastic spoon. Allow the Rayoflora® to stand for 10 minutes before drinking. There is no need for Rayoflora® to be completely dissolved.

INGREDIENTS

Rice starch, maltodextrin, inulin, bacterial cultures (Bifidobacterium bifidum, Bifidobacterium infantis, Bifidobacterium lactis, Bifidobacterium longum, Enterococcus faecium, Lactococcus lactis, Lactobacillus acidophilus, Lactobacillus casei, Lactobacillus plantarum, Lactobacillus rhamnosus, Lactobacillus salivarius, Bacillus coagulans), fructooligosaccharides, enzymes (amylase), vanilla extract



NUTRITIONAL INFORMATION

Ingredients	per daily dose	% NRV*
Inulin	0.26 g	-
Bacterial cultures	0.11 g	-
Fructooligosaccharides	0.04 g	-

* Sewing material reference values according to LMIV

Rayoflora® is free of animal protein, gluten, milk, lactose, fructose and yeast.
Rayoflora® is suitable for vegetarians.

RAYOSOLE®PLUS, 100 G

Art. no.
3441

PARTNER OF RAYOBASE®

The central acid excretion organs are the kidneys. However, the kidneys cannot arbitrary excrete acids. When the acid level is too high the kidneys are put under stress. To relieve the kidneys there are alkaline baths.

Rayosole® plus is a basic mineral bath salt suitable for alkaline full baths and foot baths, alkaline wraps and socks. Rayosole® plus may also support the natural excretion of acids through the skin.

Essential ingredients of Rayosole® plus

High quality German rock salt from Germany (fossil salt) and green mineral clay, an argillaceous rock and a volcanic ash weathering product. It is rich in basic components like calcium, potassium, magnesium, sodium, and many trace elements.

DOSING

Approx. three heaped tablespoons for a full bath, alkaline wrap or socks.

INGREDIENTS

Sodium carbonate monohydrate, sodium hydrogen carbonate, rock salt, magnesium trisilicate, green mineral clay



RAYOSOLE®PLUS, 1000 G

Art. no.
3442

This is the standard size of Rayosole®plus; it contains 1,000 g of high-quality bath salts and 8 pH sticks allowing you to test and optimally adjust the bath water. Depending on how hard the water is, the contents suffice for at least ten full body baths or about 70 foot baths.



RAYOSOLE®PLUS, 3000 G

Art. no.
3443

The Rayosole®plus multipack contains a total of 3,000 g in three 1,000 g bags. Rayosole®plus 3000 g contains the least amount of packaging material and is therefore highly recommended. In addition, the price is very attractive compared to the 1,000 g box.



RAYOSOLE®PLUS, STORAGE JAR

Art. no.
34440

The storage jar is the perfect container for your precious Rayosole®plus bath salts and harmoniously blends in with your bathroom. The storage jar can hold up to 1,000 g Rayosole®plus; its ground glass lid makes it air- and watertight, thus protecting the contents. Especially for the many users who opt for the 3,000 g multipack (which requires the least packaging material), the storage jar is the perfect choice for storing Rayosole®plus. The Rayosole plus logo features on the outside of the glass, which not only looks good but ensures that there is no confusion regarding the content.



100 PH STICKS

Art. no.
3440

The pH sticks provide an easy way to determine the right pH value for the water. However, the pH sticks are also ideally suited to determine the pH value of one's own urine. The pack contains 100 sticks which can be extracted separately.



HINGED TIN RAYOBASE

Art. no.
3454

So that the Rayobase capsules can be transported just as easily as the sachets, a handy small hinged tin has been developed – so-called Rayobase to go. Herein you can place enough Rayobase capsules for approx. three days. The hinged tin is so small that it fits in almost every handbag.



RAYONEX DIETARY SUPPLEMENTS TEST SET

Art. no.
3452

This test ampoule set contains test ampoules of the dietary supplements Rayo®-Pure, Rayobase®, Rayovita®, Rayoflora® and the basic bath additive Rayosole® plus.

Various methods can be used to determine whether the consumption of one of the Rayonex nutrient products or the use of Rayosole®plus is recommended or not. This requires test ampoules containing the original substance.

The total of six ampoules are supplied in a package that both protects the ampoules and allows easy removal. Also included in the scope of delivery is the brochure "Description for the use of the test ampoules" (art. no. 3480DE).

The content of the test ampoules are not suitable for consumption.



Our accessories

BIORESONANCE ACCORDING TO PAUL SCHMIDT – VARIETY THROUGH ACCESSORIES

The bioresonance according to Paul Schmidt is used today in a great variety of areas of human and veterinary medicine as well as in research and

development. It owes its versatility in particular to an extensive range of accessories, which can be found in this brochure.

PROTECTIVE DETECTOR WITH 1.5 M CONNECTION CABLE

Art. no.
313

The protective detector offers security in the testing and harmonisation of substances. There has always been the concern that the oscillation pattern emanating from the person or animal connected to the bioresonance device could influence the substance under investigation, during testing as well as during harmonisation procedures. Experienced therapist are aware of how sensitive especially highly potentiated substances can be. Such problems can be avoided with the protective detector and the protective cup. According to a procedure for which a patent has been applied, the oscillation patterns of the substance are only given into the circle for transfer, but are not transferred from the circle to the substance. Therefore, the substance remains available in an unadulterated state after the testing procedure, in other words, after the transfer of oscillations.



Through the protective detector the oscillation patterns of the substance under investigation are fed into the resonant circuit, while the detector does not channel those of the bioresonance device. The substance thus remains unaffected, which is an essential requirement for the validity of tests conducted.

The protective detector is supplied with a 1.5 m connection cable.

POINTED DETECTOR WITH 1.5 M CONNECTION CABLE

Art. no.
314

The pointed detector is particularly suitable for acupuncture oscillation therapy. The frequencies corresponding to the acupuncture meridians or acupuncture points are applied to the skin. The point can be precisely addressed by the spherical tip, which measures about 4 mm in diameter. An insulation on the shaft of the pointed detector provides protection for the therapist, as this prevents him from coming into contact with the resonant circuit of the client or animal.

A 1.5 m long connection cable is included in the scope of delivery of the pointed detector.



SPHERICAL DETECTOR WITH 1.5 M CONNECTION CABLE

Art. no.
315

In contrast to the pointed detector, the spherical detector at the tip of the shaft has a ball with a diameter of 10 mm with a relatively large effective area.

It is therefore excellently suited e.g. for the harmonisation of scars. The scar in question is moistened with an oil, ideally a jojoba oil (the oil itself can be energized beforehand). The frequencies necessary for harmonisation are then applied in circular movements using the ball detector.

The spherical detector is supplied with a 1.5 m connection cable.



HAND DETECTORS (2 PCS.)

Art. no.
319

The human organism has three major energetic cycles. These are the arm circulation, the leg circulation and the head circulation. The detectors are used to apply the oscillations coming from the bioresonance device or the polarized oscillations coming from the polarizer to the corresponding body circulations. By default, the hand and foot circulation is connected via hand and foot detectors during the testing or the harmonization.

Like all our detectors, these are made of a special stainless steel alloy that, unlike aluminium, brass or silver, has the distinct advantage of not retaining the body's own oscillations unlike the other materials. In our opinion, an important contribution in terms of



therapist protection (e.g., at a contact) and the client protection.

The hand detectors are supplied with 1.0 m connection cables.

FOOT DETECTOR (2 PC.) WITH 1.0 M CONNECTION CABLE

Art. no.
318

Just like the hand detectors, the foot detectors are made of a special stainless steel alloy that, unlike aluminium, brass or silver, can not store the client's own oscillations. With the foot detectors, the oscillations coming from the bioresonance device or the polarized oscillations coming from the polarizer are applied in the foot circulation. So that the frequency spectra are optimally brought to the body, we recommend using either hand and foot detectors or 4 pieces of 30 cm long velcro detectors made of fabric on hands and feet.

In veterinary medicine, foot detectors are often placed in the animal's cage, which makes testing and harmonisation easy.

The foot detectors are supplied with 1.5 m connection cables.



Fabric detectors



SPECIAL FABRIC

For accurate testing and harmonisation, it is important that the materials used cannot store the oscillation spectra of the client. Therefore, a very fine stainless steel wire was woven in a special cotton fabric (patent pending).

Due to its twisting with the carrier material, it is extremely strong. Likewise, the stainless steel mesh **cannot** form oxides by moisture such as in copper.

WASHABLE

One of the special advantages of fabric detectors is that they can be washed. Please only wash the fabric detectors by hand and do not spin or put in the dryer. Improper handling of the fabric detectors (machine washing, etc.) can break the stainless steel threads.

Attention: Do not spin and do not put in the dryer.

Note: Hand washing and normal drying followed by ironing will preserve the life of the fabric detectors.

All fabric detectors should only be used for therapeutic purposes, i.e. they are only to be used for the duration of the therapy session. They are not suitable for permanent use, e.g. fitted sheets as sleeping sheets at night.

CE DESIGNATION

Each bioresonance device automatically loses its operating permit when connecting detectors that do not have a CE marking. Since the – dermatologically tested – detectors are without exception medical class 1 devices they have been given the CE mark and are therefore suitable for combined use with bioresonance devices according to Paul Schmidt. Each detector can be safely connected by a push-button and a special adapter with the cables used so far.

More than 500 users were asked which special detectors they most needed for their work. After a detailed evaluation of the customer survey, the generation of detectors for bioresonance according to Paul Schmidt is shown on the following pages.

Incidentally, the most common request was for a tension detector, which can be conveniently used while lying down!

PILLOWCASE 80 CM X 80 CM WITH 3,0 M CONNECTION CABLE

Art. no.
30320

With the pillow case, the frequency spectra of the bioresonance devices can be ideally applied to the head, cervical spine and shoulder.

Cotton fabric with twisted stainless steel thread, washable by hand, CE marked, snap fastener

Dimensions: 80 cm x 80 cm
with 3.0 m connection cable



FITTED SHEET 1.85 M X 0.80 M WITH 3.0 M CONNECTION CABLE

Art. no.
30323

A fitted sheet as a detector for applying the frequency spectra was the most frequent customer request for the fabric detectors. With this detector, while lying or sleeping the frequency spectra are transferred to the body.

Cotton fabric with twisted stainless steel thread, washable by hand, CE marked, snap fastener

Dimensions: 80 cm x 185 cm
with 3.0 m connection cable



BLANKET 2.0 M X 1.80 M WITH 3,0 M CONNECTION CABLE

Art. no.
30324

With this detector you can cover almost the entire body and thus bring the frequency spectra to the body over a large area.

Cotton fabric with twisted stainless steel thread, washable by hand, CE marked, snap fastener

Dimensions: 180 cm x 200 cm
with 3.0 m connection cable



HOOD

Art. no.
30326

This special detector is excellently suited to resonate the frequency spectra at the entire head. With the adjustable additional detector, one is included in the scope of delivery of the hood, the frequencies in the jaw area, the nose area or the eye area can also be applied.

Cotton fabric with twisted stainless steel thread, washable by hand, CE marked, snap fastener

with 1.5 m connection cable



ADDITIONAL DETECTOR FOR HOOD

Art. no.
30327

Especially if detectors are used in the area of the eyes, nose or jaw, it is indispensable from a hygienic point of view to use unloaded detectors. The additional detector can be ordered separately and is to be understood as an accessory for the hood.

Cotton fabric with twisted stainless steel thread, washable by hand, CE marked, snap fastener



CHEST AND ABDOMINAL CAVITY 1.5 M X 0.50 M WITH 1.5 M CONNECTION CABLE

Art. no.
30328

With this detector, the frequency spectra can be transferred to the entire abdominal and back area. Through several Velcro straps, it can be easily adapted to the body shape.

Cotton fabric with twisted stainless steel thread, washable by hand, CE marked, snap fastener

with 1.5 m connection cable



MITTEN WITH 1.5 M CONNECTION CABLE

Art. no.
30330

The mitten serves to harmonise the hands, joints, tendons or muscles.

Cotton fabric with twisted stainless steel thread, washable by hand, CE marked, snap fastener

with 1.5 m connection cable



SOCK WITH 1.5 M CONNECTION CABLE

Art. no.
30331

This detector has been developed for the particularly intensive harmonisation of muscles, tendons and joints on the foot.

Cotton fabric with twisted stainless steel thread, washable by hand, CE marked, snap fastener

with 1.5 m connection cable



FABRIC DETECTOR 30 CM LONG, WITH VELCRO FASTENER WITH 1.5 M CONNECTION CABLE

Art. no.
30335

The 30 cm Velcro detector is the most commonly used detector ever. It is mainly used on wrists and ankles.

Cotton fabric with twisted stainless steel thread, washable by hand, CE marked, snap fastener

with 1.5 m connection cable



FABRIC DETECTOR 50 CM LONG, WITH VELCRO FASTENER WITH 1.5 M CONNECTION CABLE

Art. no.
30336

The 50 cm long fabric detector is used for example, for harmonisation in the neck area. Using Velcro it can also be used on joints, for example.

Cotton fabric with twisted stainless steel thread, washable by hand, CE marked, snap fastener

with 1.5 m connection cable



FABRIC DETECTOR 70 CM LONG, WITH VELCRO FASTENER WITH 1.5 M CONNECTION CABLE

Art. no.
30337

The 70 cm long fabric detector can be adapted to different lengths with the Velcro tape. In this way, a variety of uses arise, for example, in the neck area.

Cotton fabric with twisted stainless steel thread, washable by hand, CE marked, snap fastener

with 1.5 m connection cable



FABRIC DETECTOR 22 CM X 17 CM, WITH 1.5 M CONNECTION CABLE

Art. no.
30340

This fabric detector can always be used optimally when special body organs, such as the liver, are to be reached.

Cotton fabric with twisted stainless steel thread, washable by hand, CE marked, snap fastener

with 1.5 m connection cable



RAYOTENSOR WITH WOODEN HANDLE, PROTECTIVE COATING, CONNECTION CABLE, SPRING WIRE

Art. no.
362

The Rayotensor with wooden handle was specifically designed for the Rayocomp PS 10, PS 100 and Rayocomp PS 1000. To protect the therapist, it comes with a wooden handle which insulates the user from contact with the oscillation cycle of the client. This wooden handle comprises a control button which allows to send commands to the bioresonance device during testing or harmonisation. For example, it suffices to press this button to set the next frequency value in the sequence, or to save the current one to the device for future analyses. These functions greatly increase ease of use and vastly speed up the testing process. This Rayotensor can be used like a hand detector for testing your own person by touching the metal surface at the front.



Supplied with connection cable, protective coating and spring wire.

RAYOTENSOR WITH WOODEN HANDLE

The Rayotensor with wooden handle is the most sought-after radiesthetic measuring device and has been manufactured by us for over 15 years. The low weight of the tensor ensures a fast reaction to the oscillations to be tested. The special advantage lies in the fact that the wooden handle ensures therapist protection. Thus, the person who performs a radiesthetic test is not included in the client's oscillation circuit. This is an important prerequisite for value-neutral test results. The Rayotensor with

wooden handle can be used like a hand detector during the measurement by touching the metal surface at the front of the tensor to test one's own person.

The Rayotensor with wooden handle is available in a practical protective tube as well as in an attractive wooden case.

IN PROTECTION TUBE

Art. no.
117



IN WOODEN CASE

Art. no.
118



BALL BEARING RAYOTENSOR WITH WOODEN HANDLE AND CASE

Art. no.
119

The ball-bearing Rayotensor with wooden handle is a further development of the Rayotensor with wooden handle and combines the advantages of a low weight and a ball-bearing antenna basket. The low weight of the tensor ensures a fast reaction to the oscillations to be tested. Here, too, the advantage lies in the fact that the wooden handle ensures therapist protection. Thus, the person who performs a radiesthetic test is not included in the client's oscillation circuit. This is an important prerequisite for value-neutral test results. For the testing of the own person, the Rayotensor with wooden handle can be used by touching the metal surface in front at the tensor like a hand detector. The ball-bearing Rayotensor with wooden handle is delivered in a shapely wooden case.



HOLDER FOR RAYOTENSOR

Art. no.
120

The holder for the Rayotensor was developed to protect the antenna basket. The solid beech wood construction allows the storage of Rayotensors with or without cable as well as for Rayotensors of the Rayocomp devices.

The holder is suitable for Rayotensors with the art. no.: 117, 118, 119 and 362.



SPARE SPRING WIRES

If the spring wire of a Rayotensor with wooden handle (art. no. 117, 118, 362) or of a Rayotensor with ball bearing and wooden handle (art. no. 119) breaks despite the robust design, replacement spring wires in different wire thicknesses can be ordered. As standard, the Rayotensors mentioned are supplied with a wire thickness of 0.7 mm. Many radiesthetes have very strong deflections of the antenna basket. Here we recommend replacement spring wires with stronger wire diameters.



**Spare spring wire with
diameter 0.7 mm**



**Spare spring wire with
diameter 0.8 mm**



**Spare spring wire with
diameter 0.9 mm**



**Spare spring wire with
diameter 1.0 mm**



MEMORY CARD SET – EMPTY

With the help of memory cards, individually found interference values can be stored and recalled very conveniently and quickly. Let's assume that a range value test shows 85 found resonance points. These can be saved on a memory card after the test. If the client comes for further harmonisation, the interference values on the memory card can be read at the Rayocomp and are immediately available again. The memory cards can be deleted and rewritten by the user. The memory cards are also ideal for creating your own therapy programs.

A total of four different memory card types are available, which differ in their memory capacity. There are memory cards with a capacity of 50, 100, 200 and 500. The number indicates the maximum number of interferences that can be stored.



Art. no.
355

Memory card for 50 (empty)
Art no. 355



Art. no.
356

Memory card for 100 (empty)



Art. no.
357

Memory card for 200 (empty)



Art. no.
358

Memory card for 500 (empty)



Art. no.
375

**Set includes: 6 memory card for 50,
1 memory card for 100,
1 memory card for 200,
1 memory card for 500**

RAH "GREEN CARD"

Art. no.
359

The RAH programs tested in the Rayocomp PS 1000 polar or Rayocomp PS 10 can be saved on the new "Green card". As the RAH programs are often harmonised for different amounts of time, up to 200 RAH programs and their individual harmonising times can be saved on a RAH "Green card". The contents stored on the RAH "Green Card" can obviously also be deleted, overwritten or write-protected.

An RAH "Green Card" combines the bioresonance according to Paul Schmidt and RAH seamlessly. As the use of RAH-programmes is often accompanied by single frequencies of the bioresonance according to Paul Schmidt (e.g. from an individual range value test), it is possible to store single frequencies (up to 500 different values), as well as RAH-programmes on the RAH "Green Card". In addition, a special function was created under the main menu item of the Rayocomp PS 1000 polar and the Rayocomp PS 10. If you insert an RAH "Green Card", an automatic harmonisation sequence begins. The single frequencies saved on the "Green Card" are harmonised first, each for 30 seconds. After that, the RAH programs that are saved on the same card are harmonised. Thus, an RAH "Green Card" compiled by the therapist, can easily be used by the client at home.



**RAH "Green Card" (empty)
5 memory cards**

Art. no.
35910



PROTECTIVE CUP WITH 1.0 M CONNECTION CABLE

Art. no.
330

The protective cup was developed for the purpose of substance oscillation transfer or harmonisation. It allows the transfer to happen without the risk of oscillation patterns from the client or the bioresonance device reaching the substance and thus "contaminating" it with foreign oscillation patterns. There is a further effect to consider: If you place several substances into the protective cup, they can no longer influence one another. Thus, the information from up to 12 different substances can be transferred at once. In summary, using a protective detector as well as a protective cup will facilitate a safe and reproducible testing and harmonisation of substances. This is an important contribution to reliable measurements and successful treatments.



Please note: the protective cup is not suitable for energizing substances (e.g. Rayotabs), please use the measuring cup for this.

The scope of delivery includes a 1.0 m long connection cable.

MEASURING CUP WITH 1.0 M CONNECTION CABLE

Art. no.
378

The measuring cup has been a standard accessory in bioresonance according to Paul Schmidt for many years. It is mainly used to energize frequency carriers. When transferring urine or blood, it serves as a receptacle for slides and smaller glass vessels. When Rayotabs are energized, they are filled into the measuring cup and the desired frequencies are transferred with the bioresonance device.



The scope of delivery includes a 1.0 m long connection cable.

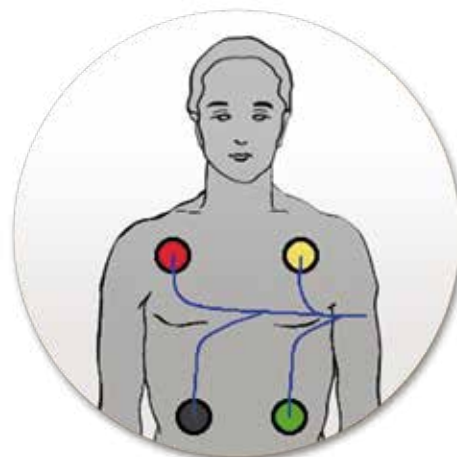
RAYOSCAN PADS

The Rayoscan serves to assess heart signals under the influence of frequencies emitted by the Rayocomp PS 1000 polar. The Rayoscan pads serve as an interface between the client and the measuring electronics of the Rayoscan. For this purpose, the Rayoscan pads are adhered onto the upper body of the client. Since the Rayoscan is used for a four-lead connection, four Rayoscan pads are required per measurement. Please bear in mind that Rayoscan pads are intended for single use only.

The arrangement order of the Rayoscan pads is very easy to remember, being identical to that of the colours of a traffic light. The first Rayoscan pad (1.) is positioned to the client's left hand side - slightly higher than the naval - and connected to the green electrode cable. The one above is yellow (2), followed by red (3). To avoid confusion, the last Rayopad (4.) is then connected with the black electrode cable (see manual).

Important: Only Rayoscan pads should be used in conjunction with the Rayoscan, because extensive tests have shown that these are the only pads to meet the requirements of bioresonance according to Paul Schmidt and optimally pick up heart signals. Indeed, Rayoscan pads do not only detect cardiac signals. Using a special technology, the Rayoscan Pads also transfer the frequency patterns of the bioresonance device to the client's body, thus supporting the detectors.

Rayoscan pads are supplied in light- and moisture-proof packs of 25.



25 Rayoscan Pads,
Blue Sensor, Type VL-00-S



1000 pcs. Rayoscan pads,
Blue Sensor, Type VL-00-S



AMPOULE HOLDER

Art. no.
440

The empty ampoule holders are ideal for protecting and setting up your own test sets. Each ampoule holder can hold up to 34 ampoules.

Empty ampoule holder (22 cm x 15.5 cm A5)



100 EMPTY AMPOULES

Art. no.
441

Even if the variety of test sets on offer contains the most important substances, it goes without saying that not all of them can be covered. We therefore offer empty ampoules for both solid and liquid substances for the construction of our own individual test sets.

Stoppers and labels are also included.



100 EMPTY AMPOULES FOR LIQUIDS

Art. no.
442

Empty ampoules for both solid and liquid substances are available for the construction of your own test sets. The ampoules for liquid substances have a smaller opening and a much tighter stopper so that no liquids can escape.

Stoppers and labels are also included.



RAYOTABS LACTOSE TABLETS

The Rayotabs provide an excellent possibility for carrying out tests into the energisation of substances. Rayotabs are also used to investigate placebo effects. In such cases, 3 x 3 Rayotabs are taken daily by the test person. Since a test series normally lasts 14 days, the small doses contain 126 lactose "tablets" (3 x 3 x 14). Larger and therefore cheaper packaging units are also available. Due to the relevant laws, we would like to point out that the production and distribution of substances to which a healing effect is attributed is reserved exclusively for authorised experts.

Ingredients:

99.25 % lactose, 0.75 % magnesium stearate

Manufacturer:

Rayonex Biomedical GmbH



Art. no.
810

Rayotabs lactose tablets (1 x 126 pieces)



Art. no.
813

Rayotabs lactose tablets (1 x 1000 pieces)

TREATMENT CHAIR WITH ECO-LEATHER CUSHION, SOLID BEECH

Art. no.
4000

Normally, clients are provided with hand or foot detectors or connected with four velcro detectors, so as to bring the frequency spectra of bioresonance devices efficiently to the body. Another variant is the use of a large area detector. Unfortunately, the freedom of movement of the client is often limited by the connection cables used.

If you use the new treatment chair, additional detectors are no longer necessary, as detectors have already been incorporated into the comfortable black eco-leather support of the treatment chair, which has been treated with natural materials. These integrated detectors, located in the head, back, leg and foot areas, ensure optimal frequency transfer to the body. If the client leans into the chair, the frequency spectra are applied to the entire back – along the spine – of the body

Clients can use the chair sitting and lying during bioresonance therapy, creating a cardiac line that supports the circulation. The treatment chair is – like the matching table, for reasons of e-smog reduction of solid wood. The treatment chair was developed for both small and large clients.

With 5 m connection cable, incl. freight in Germany.

In order for the bioresonance devices according to Paul Schmidt to be placed optimally and in the vicinity of the treatment chair, a matching table is also available. This offers enough space for a Rayocomp PS 1000 polar 4.0 or of course for a Rayocomp PS 10 as well as for frequently used accessories such as tensors or special detectors.

Dimensions: : width: 75 cm x depth: 140 cm / 185 cm
x height: 135 cm



TABLE MADE FROM SOLID BEECH

Art. no.
4005

In order for the bioresonance devices according to Paul Schmidt to be placed optimally and in the vicinity of the treatment chair, a matching table is now also available. This offers enough space for a Rayocomp PS 1000 polar 4.0 or a Rayocomp PS 10 as well as for commonly used accessories, e.g., tensors or special detectors.

The table is an ideal complement to the treatment chair.

If you use the treatment chair with the black eco-leather support during bioresonance therapy, additional detectors are no longer necessary. This special black eco-leather pad has been treated with natural materials and already has detectors that have been worked into the entire bed. These integrated detectors, located in the head, back, leg and foot areas, ensure optimal frequency transfer to the body. If the client leans into the chair, the frequency spectra are applied to the entire back – along the spine – of the body.

Dimensions: width: 58 cm x depth: 45 cm x height: 65 cm



Biofield-forming devices

"OUR SOLUTION FOR LOCATION-BOUND INFLUENCES"

Location-bound disturbances often have a long-term influence on our organisms. For example, if our sleeping place is subject to high electric, magnetic or pulsed fields, these can disturb us throughout our sleep, a period which can take up almost a third of our life span, after all. Humans have no senses to detect these disturbances. We can neither, smell, taste, hear, feel nor see a phenomenon like electro-magnetic pollution, therefore we have no means of protection against it, we cannot run away or avoid it. The same goes for geological disturbance zones.

Bioresonance according to Paul Schmidt is applicable for all purposes of diagnosis as well as treatment and is very useful for evaluating the influences of location-bound burdens. This is important, because whenever a burden is affecting the organism for a certain period of time, typical disturbed frequency spectra appear in the body. If a disturbance of the corresponding frequency value is diagnosed, the therapist can see immediately that the client is suffering from electro-magnetic pollution or from the influence of some kind of geological disturbance zone, for instance. This alone is beneficial because now the patient can receive advice on how to reduce the specific burden.

But the bioresonance method according to Paul Schmidt has much more to offer for reducing these interferences. Therefore it made perfect sense to design instruments for harmonising the burdened frequency spectra of the organism to prevent disturbances from becoming manifest. So now the therapist, construction biologist or private user can rely on devices specifically designed to protect against electro-magnetic pollution and geopathic disturbance zones device which have been helpful for decades and have proven their value many thousands of times.

And best of all: Bioresonance according to Paul Schmidt is able to prove the efficiency of these devices – by showing the disturbance reduction of the frequency spectra in our organism.



For these devices there are interesting cell biological studies show that by means of such fundamental frequency values the regulation ability of cell structures can be affected very positive. The studies can be found at: www.rayonex.de/en/our-service/scientific-research-and-knowledge.

Rayonex Biomedical GmbH has been manufacturing the Mini-Rayonex for over 30 years now. More than a 100,000 units have been produced so far. As per the 7th of December, 2015, it will be replaced by a new Mini-Rayonex with a stronger intensity.

In our experience, there are many other frequency spectra that are able to activate regulations in our organism, like the frequency spectrum of sunlight regulates the vitamin D balance, the pigmentation and the formation of melanin. Guided by the principles of bioresonance according to Paul Schmidt the fundamental frequency value 12.5 was integrated into the Mini-Rayonex through a dipole antenna system. Cell biological investigations reveal that this could have a very positive impact on the cell metabolism and the fundamental regulatory capacity of the organism for self-regulation. The studies can be found at: www.rayonex.de/en/our-service/scientific-research-and-knowledge.

The Mini-Rayonex can be cleaned with a humid cloth, rinsing off under running water is not necessary.

Instructions for use: While lying down and with the label face up, bring the Mini-Rayonex into contact with your body or that of an animal (max. 2 m distance to the body), preferably at night. Should you carry the Mini-Rayonex in your pocket, then please make sure that the label points away from the body.

Dimensions: 9.5 cm x 5,5 cm x 2,0 cm

Weight: 80 g



ELO-RAYEX

Art. no.
4051

Electric and magnetic fields can be found in our highly technological world virtually everywhere. Wherever electricity is used, these fields exist. Whether in the office or at home – and unfortunately also in the bedroom – we are often exposed to these fields throughout the day. When examining people who were exposed to electric and magnetic alternating fields for a long time with Bioresonance according to Paul Schmidt, you will always find the same resulting regulation deficits.

Bioresonance according to Paul Schmidt describes these deficits through a total of six special fundamental frequency values (22,50; 40,00; 77,50; 78,50; 89,50; 99,50).

Exactly these six fundamental frequency values have been integrated into the six dipole antenna systems of the ELO-RAYEX in accordance with the principles of Bioresonance according to Paul Schmidt.

The ELO-RAYEX can be cleaned with a humid cloth, rinsing off under running water is not necessary.



For these devices there are interesting cell biological studies show that by means of such fundamental frequency values the regulation ability of cell structures can be affected very positive.

CAR-RAYEX

Art. no.
4052

During a car journey the passengers are exposed to various burdens. Constant and alternating electric or magnetic fields, pulse-modulated fields generated by mobile phones or Bluetooth as well as stress are typical burdens during a car ride. The same applies to bus and train journeys. An examination with bioresonance according to Paul Schmidt shows, that people who were exposed to these burdens, always show the same resulting regulation deficits.

Bioresonance according to Paul Schmidt describes these deficits through a total of six special fundamental frequency values (12,50; 82,60; 87,79; 99,75; 86,85; 99,50).

Exactly these six fundamental frequency values have been integrated into the six dipole antenna systems of the CAR-RAYEX in accordance with the principles of bioresonance according to Paul Schmidt and can be harmonized in the organism.



The CAR-RAYEX can be cleaned with a humid cloth, rinsing off under running water is not necessary.

HF-RAYEX

Art. no.
4053

Pulse-modulated radiation from mobile phones, cord-less phones or wireless routers can be found in our highly technological world virtually everywhere. Wherever this type data transmission is used, these fields exist. Whether in the office or at home - and unfortunately also in the bedroom - we are often exposed to these fields throughout the day. When examining people who were exposed to pulse-modulated fields for a long time with bioresonance according to Paul Schmidt, you will always find the same resulting regulation deficits.

Bioresonance according to Paul Schmidt describes these deficits through a total of six special fundamental frequency values (22.50; 34.57; 65.11; 78.65; 86.85; 87.79).

Exactly these six fundamental frequency values have been integrated into the six dipole antenna systems of the HF-RAYEX in accordance with the principles of Bioresonance according to Paul Schmidt and can be harmonized in the organism.

The HF-RAYEX can be cleaned with a humid cloth, rinsing off under running water is not necessary.

For these devices there are interesting cell biological studies show that by means of such fundamental frequency values the regulation ability of cell structures can be affected very positive.



COLLECTION

Art. no.
4060

Included in delivery: MINI-RAYONEX, ELO-RAYEX, HF-RAYEX, CAR-RAYEX



Rayonators

Electric and magnetic fields can be found in our highly technological world virtually everywhere. Wherever this type data transmission is used, these fields exist. Whether in the office or at home – unfortunately also in bedrooms or stables – we are often exposed to these fields all day long.

When examining people or animals who were exposed to pulse-modulated fields for a long time with Bioresonance according to Paul Schmidt, you will always find the same resulting regulation deficits. Bioresonance according to Paul Schmidt characterizes these deficits through a total of ten special basic frequency values (23.67; 26.76; 34.57; 78.65; 79.55; 86.85; 87.79; 88.64; 99.30; 99.75).

Precisely these ten basic frequency values were integrated, according to the principles of bioresonance according to Paul Schmidt, in the Rayonators using ten dipole antenna systems. Studies of cell biology show that using these basic frequency values the organism's capacity for regulations can be very positively influenced. The studies can be found at: www.rayonex.de/studien

Use: Set up the Rayonators in upright position next to a duplex biofield emitter (Duplex III or Duplex IV) and connect both devices with the 20 cm-long connection cable included with delivery.

E-SMOG RAYONATOR II WITH 0.2 M CONNECTION CABLE

Art. no.
32740

Six integrated frequency spectra:

22.50 | 40.00 | 77.50 | 78.50 | 89.50 | 99.50



E-SMOG RAYONATOR II WITH GROUNDING CABLE

Art. no.
32741

Six integrated frequency spectra:

22.50 | 40.00 | 77.50 | 78.50 | 89.50 | 99.50



HIGH-FREQUENCY RAYONATOR III WITH 0.2 M CONNECTION CABLE

Art. no.
32745

Ten integrated frequency spectra:
23.67 | 26.76 | 34.57 | 78.65 | 79.55
86.85 | 87.79 | 88.64 | 99.30 | 99.75



HIGH-FREQUENCY RAYONATOR III WITH GROUNDING CABLE

Art. no.
32746

Ten integrated frequency spectra:
23.67 | 26.76 | 34.57 | 78.65 | 79.55
86.85 | 87.79 | 88.64 | 99.30 | 99.75



CHAKRA-RAYONATOR

Art. no.
32704

Each of the seven chakras of the human body can be described by means of bioresonance according to Paul Schmidt with a basic frequency value. The Chakra-Rayonator contains the seven basic frequency values of the chakras. Via connected detectors, the frequencies can be applied to the body and harmonised.



Everyone picks up a wide range of burdens from their work or home environments or any other place they spend a lot of time. These can range from geopathic burdens, to burdens caused by electrosmog, environmental toxins, pollutants and mould. If you test a group of people living in the same environment, you will find more than one type of burden as burdens can be picked up at home, at work or children may pick them up from their school environment. How can we tackle these individual burdens? By adapting a biofield forming device to the individual burdens! The new Duplex IV professional is designed specifically for this purpose. A saliva sample is taken from each member of the family to test for over 189 biologically associated resonance values. These are used to discover the burdens that affect this group of people. The resonance values are determined using the Rayocomp PS 1000 polar or a Rayocomp PS 10 bioresonance device by measuring energy and subsequently transferring the values to the Duplex IV via a special programming cable. The result is an individualised, biofield forming device for the family. The graph illustrates this correlation.



The graph shows the intensity of the different fundamental frequency values in the environment which need to be harmonized by the Duplex IV professional. The Duplex IV (and, of course, the Duplex IV professional) displays an intensity for each of the 200 important fundamental frequency values (shown in grey) and in this way provides basic harmonization to the area surrounding the Duplex IV. Measuring the 189 biological fundamental frequency values tests the resonance values in the vicinity of the Duplex IV that are biologically important to human beings. After measurement, 74 resonance values (shown in red), for example, can be transferred by the building

biology metrologist to the Duplex IV professional via the programming cable.

If there is any particularly heavy burden caused by electrosmog or pulse-modulated radiation, this can be observed by connecting a corresponding Rayonator to the Duplex IV professional (shown in green).

Since the burdens that affect family members may change, or new members may enter the family, a new measurement can be performed and the updated resonance values transferred to the Duplex IV professional. Thus, the Duplex IV professional can adapt to the needs of the family at any time. This makes it a perfect, future-orientated investment in the health of the family.



Training as certified bioresonance therapist according to Paul Schmidt

More than 1000 new therapists worldwide use bioresonance according to Paul Schmidt every year. The focus is on the efficient and successful use of the Rayocomp PS 10 and the Rayocomp PS1000 polar 4.0 as well as the cause-oriented approach.

For a long time, Rayonex Biomedical GmbH has pursued the goal of standardizing the application of bioresonance according to Paul Schmidt. The Rayonex Wiki, which now has more than 530 training videos, was a first step in that direction. From our point of view, the enormous therapeutic successes of the system can only be compared by a standardized application and will ultimately be usable again for all. Now training with the Rayonex Wiki is an important component and indispensable as a constant source of information.

In addition, however, there is great national and international interest in intensive, personal training.

In almost one year of development work, the new 5-day course for certified bioresonance therapists according to Paul Schmidt was born. A team of 14 bioresonance experts developed the new training course.

In the five-day course, a total of 15 training modules with more than 500 slides present all the essential basics of bioresonance applications and then put

them into practice on the devices. The course ends on the fifth day with a 45 minute exam. After passing the exam, each course participant receives his training certificate and the appointment: **Certified bioresonance therapist according to Paul Schmidt®**

The courses will take place in the Sauerland Pyramids in Lennestadt-Meggen. They start each morning at 09.00 clock. This is followed by a lunch break from 12.30 to 13.30. The courses end at about 17.30 pm.

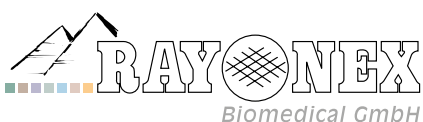
Lunch is already included in the course fee and will take place in the Galileo Park of the Sauerland Pyramids, if needed.

Two experienced trainers supervise a maximum of 5- students during the 16 day course, so that an individual training can be carried out. Devices (Rayocomp PS 10, Rayocomp PS 1000 polar 4.0 and accessories) will be provided for the duration of the course, as well as comprehensive course materials. All persons who practice a healing profession are eligible to participate. Previous knowledge of bioresonance is not mandatory.



Presented by:

35 JAHRE



Rayonex Biomedical GmbH

Sauerland-Pyramiden 1, 57368 Lennestadt (Germany)

Tel.: +49 2721 6006-0 | Fax: +49 2721 6006-66

info@rayonex.de | www.rayonex.de

© Art. no.: 90032EN | Rev001 | Version: 18.05.2020